





































Average Annual Wage

Occupation	Orlando MSA	United States	Orlando MSA Cost Savings	Years of Experience		
				2	5	10
Administrative						
Administrative Assistant	\$44,070	\$47,263	 7%	\$44,366	\$49,213	\$56,794
Secretary	\$36,736	\$39,584	 7%	\$30,501	\$35,377	\$41,089
Executive Assistant	\$68,721	\$71,981	 5%	\$54,422	\$63,451	\$75,253
Office Manager	\$56,618	\$60,198	 6%	\$49,254	\$53,702	\$60,896
Receptionist	\$31,253	\$34,041	 8%	\$26,948	\$30,174	\$35,412
Customer Service Representative	\$36,078	\$38,792	 7%	\$29,893	\$34,692	\$40,680
Professional						
Accountant	\$66,286	\$71,516	 7%	\$58,863	\$62,412	\$69,103
Business Analyst	\$89,248	\$93,743	 5%	\$68,231	\$77,746	\$91,771
Financial Analyst	\$84,289	\$88,857	 5%	\$67,414	\$74,962	\$86,405
Architect	\$92,647	\$94,983	 2%	\$63,673	\$73,172	\$87,747
Public Relations Coordinator	\$62,260	\$66,976	 7%	\$46,413	\$54,914	\$66,222
Market Research Analyst	\$75,116	\$79,640	 6%	\$54,486	\$63,983	\$77,453
Management						
Operations Manager	\$107,316	\$107,945	 1%	\$86,555	\$99,803	\$116,361
Call Center Manager	\$76,831	\$80,310	 4%	\$62,192	\$69,859	\$80,897
Logistics Manager	\$88,953	\$90,503	 2%	\$65,025	\$74,713	\$88,956
Community Affairs Manager	\$73,447	\$75,699	 3%	\$59,468	\$66,696	\$77,552
Marketing Media Manager	\$99,064	\$101,310	 2%	\$79,882	\$89,787	\$104,740
Department Manager	\$49,520	\$52,071	 5%	\$41,155	\$46,337	\$53,798
Technical - Low Skilled						
Materials Handler	\$31,996	\$34,347	 7%	\$27,676	\$31,996	\$37,393
Production Clerk	\$40,303	\$42,850	 6%	\$34,337	\$38,967	\$44,892
Light Truck Driver	\$34,975	\$37,577	 7%	\$30,480	\$34,020	\$37,793
Electronics Assembler (General)	\$33,760	\$36,265	 7%	\$28,759	\$35,634	\$37,380
Metal Fabricator	\$43,753	\$46,423	 6%	\$37,057	\$42,258	\$48,809
Heavy-Duty Press Operator	\$39,890	\$42,267	 6%	\$33,622	\$38,522	\$44,429
Technical - Moderately Skilled						
Computer Control Operator	\$59,444	\$62,121	 4%	\$48,689	\$55,337	\$65,002
Production Foreman	\$54,623	\$57,837	 6%	\$45,232	\$51,049	\$59,425
Help Desk Representative	\$47,618	\$52,991	 10%	\$40,648	\$46,021	\$53,118
Avionics & Radar Technician	\$57,531	\$61,325	 6%	\$47,612	\$53,800	\$62,417
Welder	\$45,849	\$48,477	 5%	\$39,618	\$44,390	\$51,131
Laser Technician	\$57,474	\$63,299	 9%	\$46,899	\$53,446	\$62,891
Technical - Highly Skilled						
Aeronautical Engineer	\$116,316	\$118,688	 2%	\$83,718	\$97,296	\$116,316
Computer Programmer	\$82,927	\$87,851	 6%	\$65,599	\$73,411	\$85,035
Electrical Engineer	\$107,222	\$109,796	 2%	\$75,722	\$88,685	\$107,222
Software Developer	\$99,856	\$103,664	 4%	\$77,410	\$89,416	\$105,602
Web Developer	\$86,035	\$90,750	 5%	\$66,863	\$75,219	\$88,609
Mechanical Engineer	\$101,971	\$104,743	 3%	\$78,002	\$88,950	\$104,810

Source: Economic Research Institute, Salary Assessor - First Quarter 2018