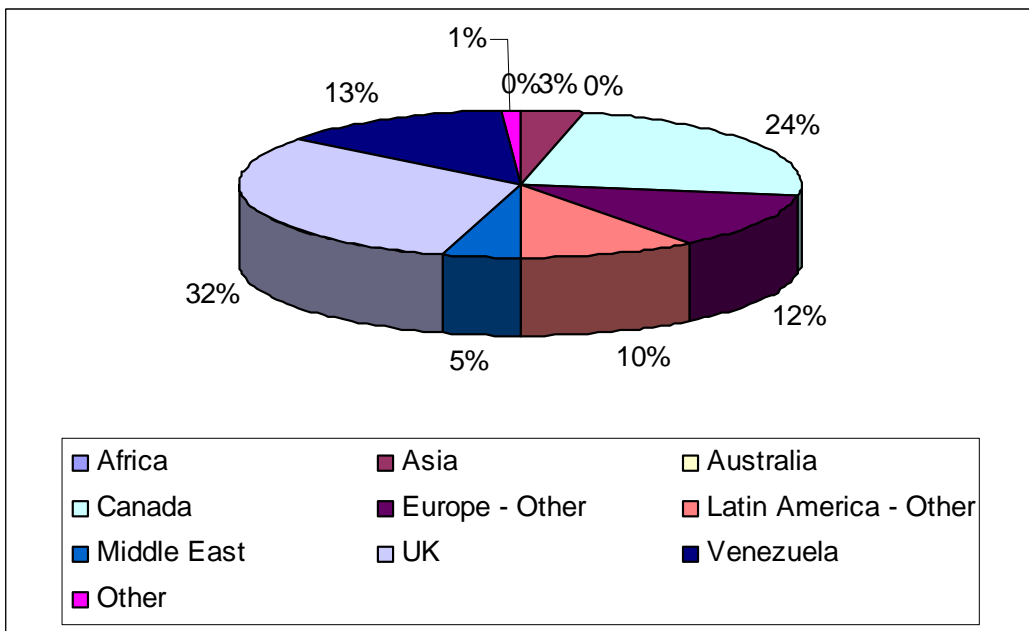
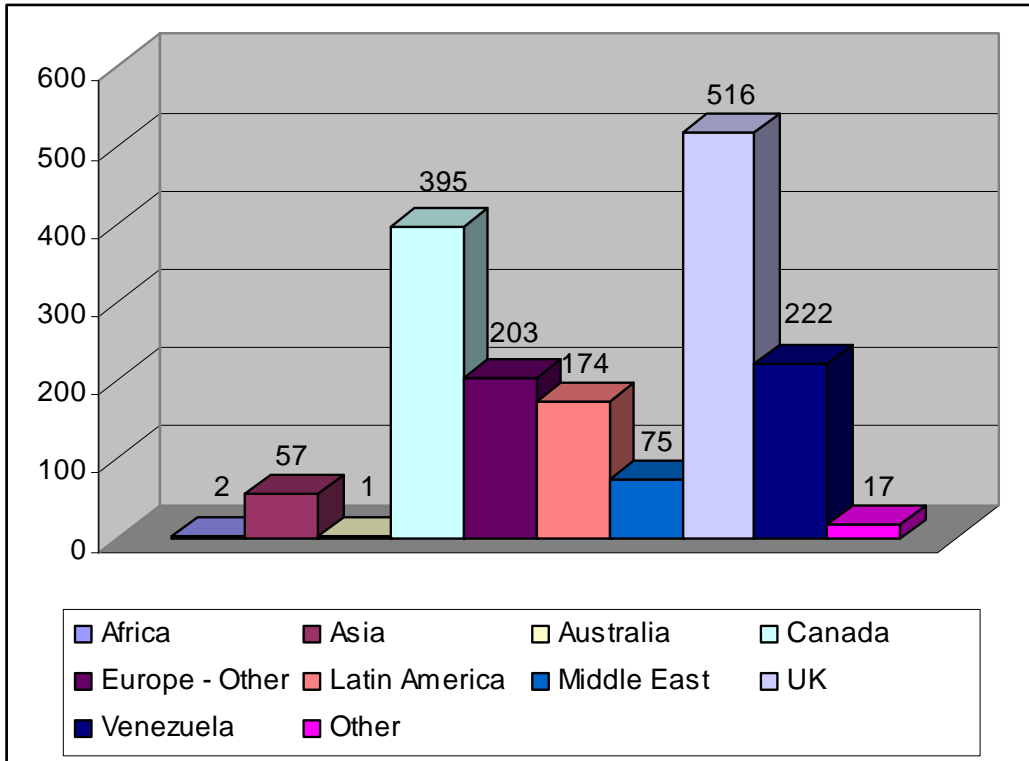
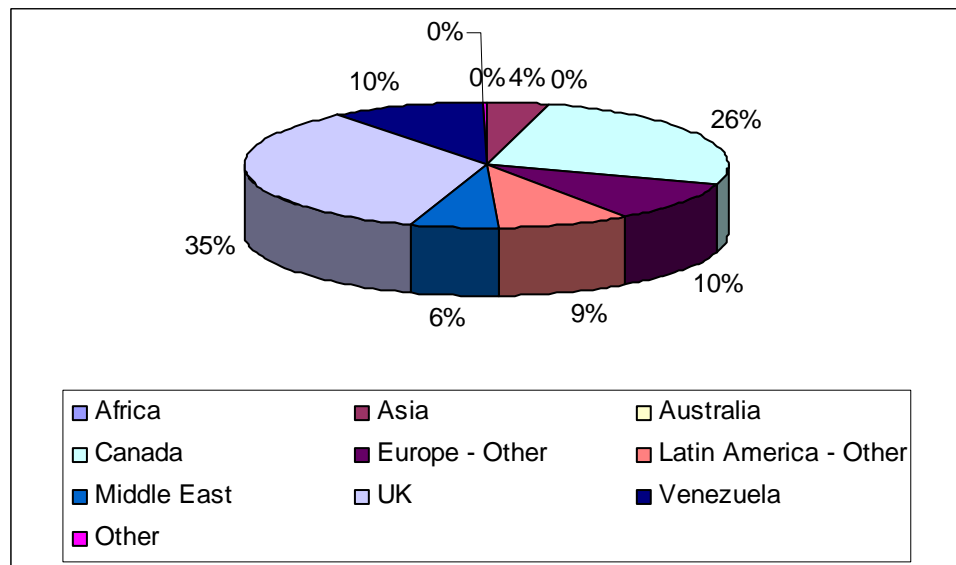
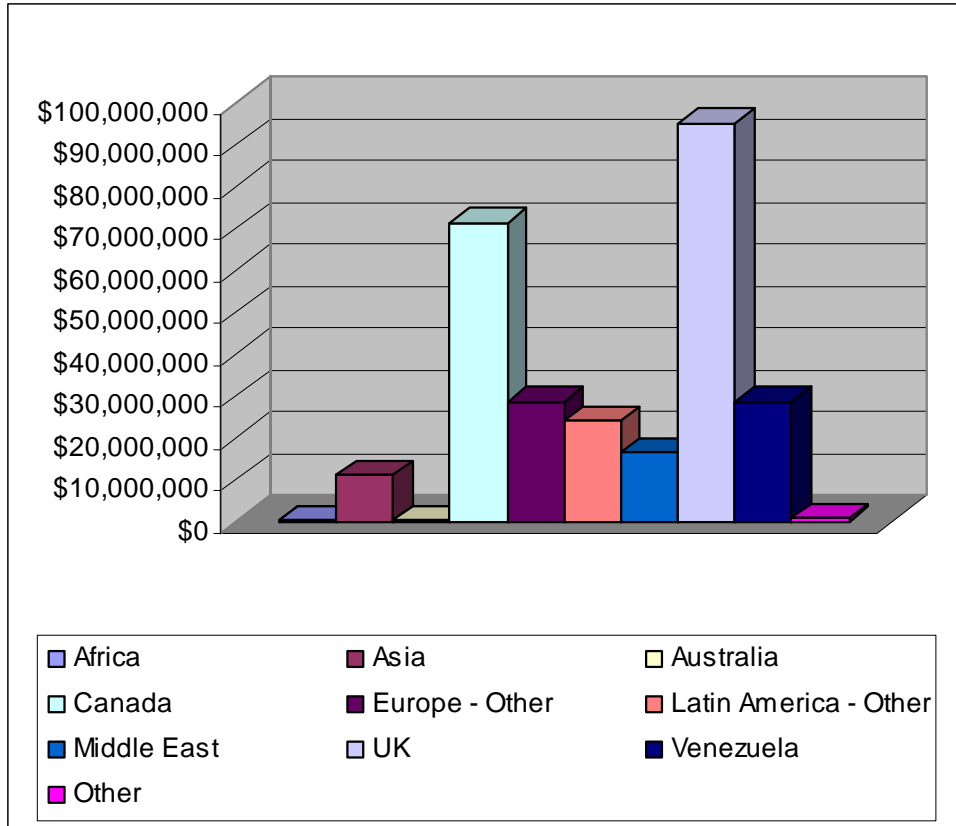


Orange County Residential & Commercial Properties Owned by Overseas Investors



Orange County Assessed Value of Residential & Commercial Properties Owned by Overseas Investors



**Orange County
Residential & Commercial Properties Owned by Overseas Investors &
Related Assessed Values**

Country	Property Owned	Total Value			
			Panama	3	497680
			Peru	2	230639
Arabian Gulf	1	119000	Philippines	13	845415
Argentina	3	395243	Poland	1	105558
Australia	1	271914	Portugal	1	65500
Austria	3	349210	Russia	1	266445
Belgium	3	381127	Saudi Arabia	11	1953386
Bolivia	1	211136	Singapore	5	837786
Brazil	29	5215687	South Africa	1	99211
Canada	395	71222635	Spain	12	2118196
China	2	265112	Sudan	1	128938
Colombia	43	4971108	Sweden	2	285275
Costa Rica	2	233500	Switzerland	18	3669314
Cuba	1	17625	Taiwan	15	710988
Dominican Republic	9	1066831	Thailand	1	40458
Ecuador	6	905897	Turkey	1	145949
France	18	2618239	U.A.E.	10	5721128
Germany	34	4122174	UK	516	95069637
Greece	2	45000	Unknown	17	860164
Guam	1	107280	Venezuela	222	28562259
Guatemala	3	323634	West Indies	58	8316488
Guyana	1	47740	Total:	1662	276754307
Honduras	2	203545			
Hong Kong	8	4603150			
Iceland	34	4361672	Region	Property Owned	Total Value
Indonesia	1	2485960	Africa	2	\$228,149
Ireland	53	6811766	Asia	57	\$11,216,109
Israel	10	1416353	Australia	1	\$271,914
Italy	5	559686	Canada	395	\$71,222,635
Japan	12	1427240	Europe - Other	203	\$28,749,669
Kuwait	37	5015401	Latin America -		
Lichtenstein	3	535498	Other	174	\$24,162,413
Mexico	10	1418380	Middle East	75	\$16,411,358
Netherlands	11	1418464	UK	516	\$95,069,637
Norway	1	890596	Venezuela	222	\$28,562,259
Oman	1	165463	Other	17	\$860,164
Pakistan	5	2020627	Total:	1662	\$276,754,307